



Dear Candidate,

Completing the Stores Leadership Assessment is an important aspect of Target's interview process. This assessment evaluates the skills and abilities contributing to success with an entry-level position at Target.

This assessment is not timed; however, you should expect to complete it within approximately 45 minutes.

You may choose the time (up to 48 hours) and location to complete this assessment. We strongly advise you to complete the test in a quiet and distraction-free environment.

There are two requirements for taking the test:

- **It must be your own work without help from anyone else.**
- **Test questions must remain confidential. Do not print, record, store or transmit any part of these tests ensuring a fair and consistent assessment tool.**

We consider non-compliance with any of these requirements as a serious violation of integrity.

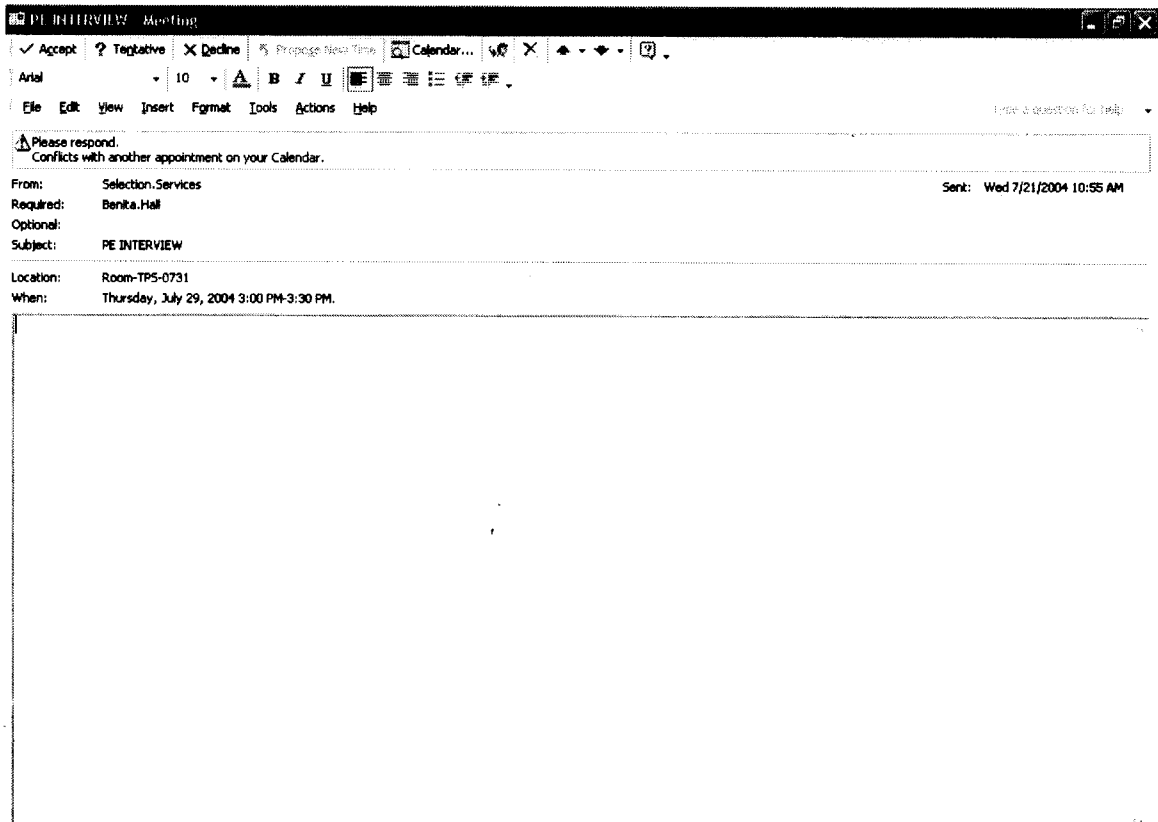
If you experience any technical difficulties, please contact Kenexa, (Mon.-Fri., 24 hours/day) at: 877-622-8684 or

ProveItHelp@Kenexa.com.

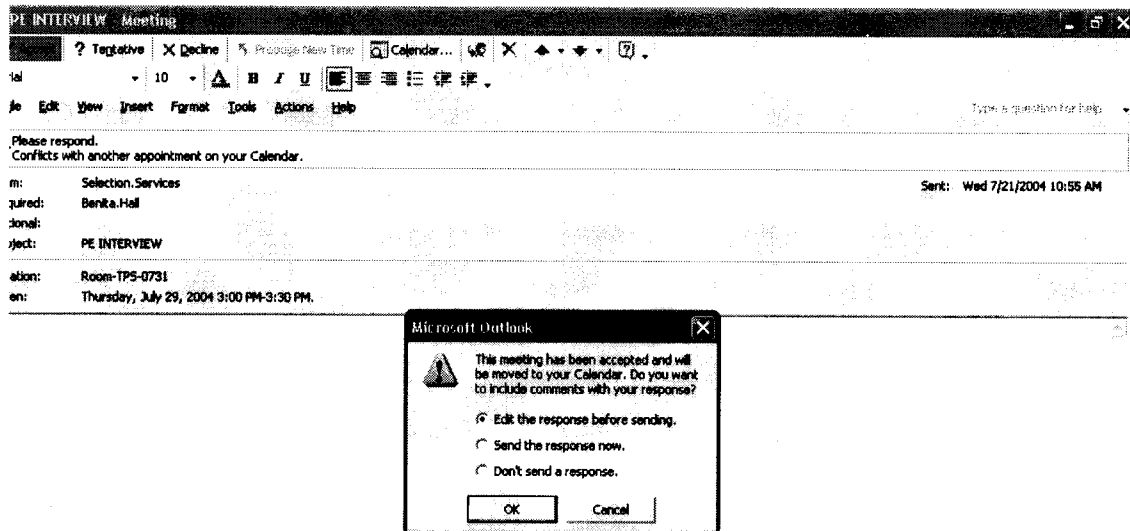
Your step-by-step instructions appear below. We strongly recommend printing a copy of these instructions for reference during the testing process.

Instructions:

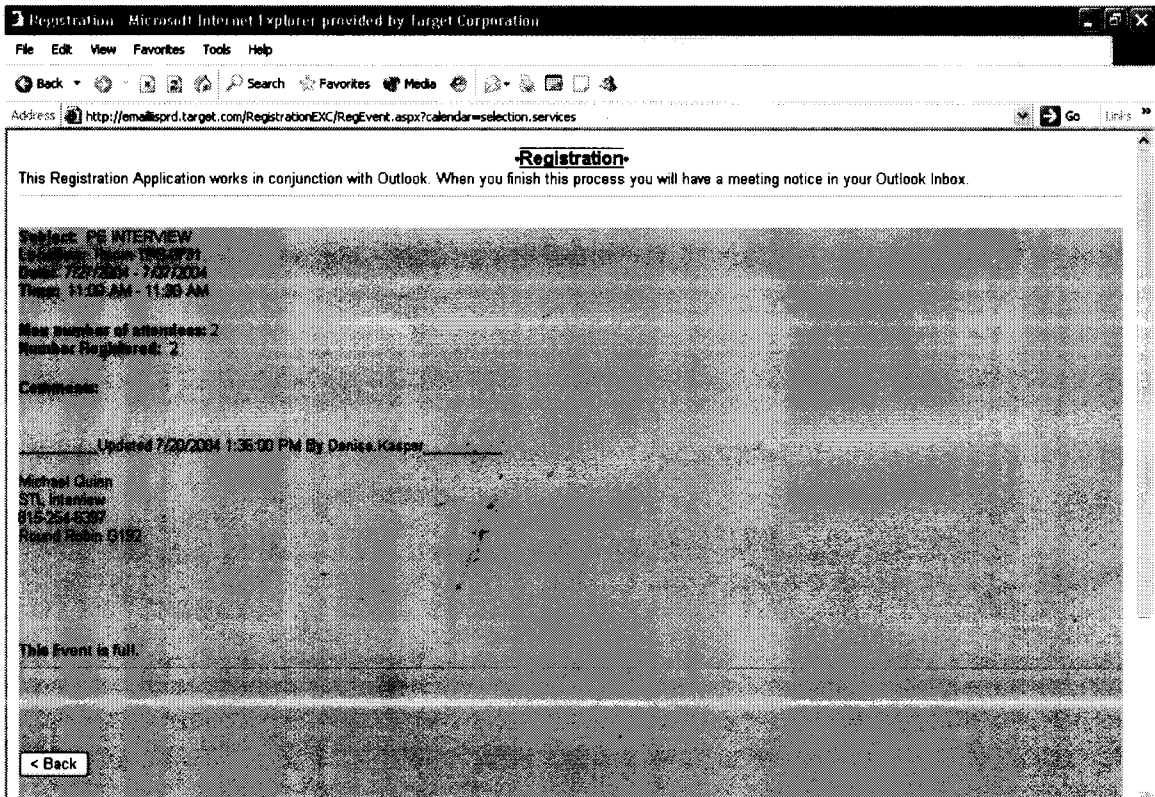
1. Logon to the assessment site with the following URL: <http://www.proveit2.com/targetstores>
2. Ensure that your computer meets or exceeds the minimum system requirements. **Important note regarding pop-up blockers:** Certain pop-up blockers prohibit the launching of a Prove It! Test; therefore, please disable any pop-up blocking software.
3. To take a test, enter the following **Session ID: XXXXX**
4. When prompted, enter your personal information. All fields are required by your administrator.
5. Click on the title assigned. If you have been assigned more than one title, you must complete one at a time.
6. After carefully reading the disclaimer, click on "**I Accept**" to proceed. If you do not accept the terms of the disclaimer, click on "**I Decline**," then contact your administrator.
7. After carefully reading the instructions, click on "**Begin**" to launch your assessment.
8. How to complete your assessment:
 - Follow any and all on-screen directions.
 - Answer each question as efficiently as possible in chronological order.
 - You will **not** be able to skip questions nor return to previous questions. Once you leave the assessment session, you will **not** be able to return to it unless it gets disrupted due to loss of Internet service or other computer problems. You may re-enter by logging in with your session ID.
 - The use of reference materials or other assistance is not allowed unless you are directed otherwise by your administrator. Failure to comply with these instructions may result in disqualification.



Then click on “Edit Response” before sending.




In the text portion of the message YOU MUST enter in:

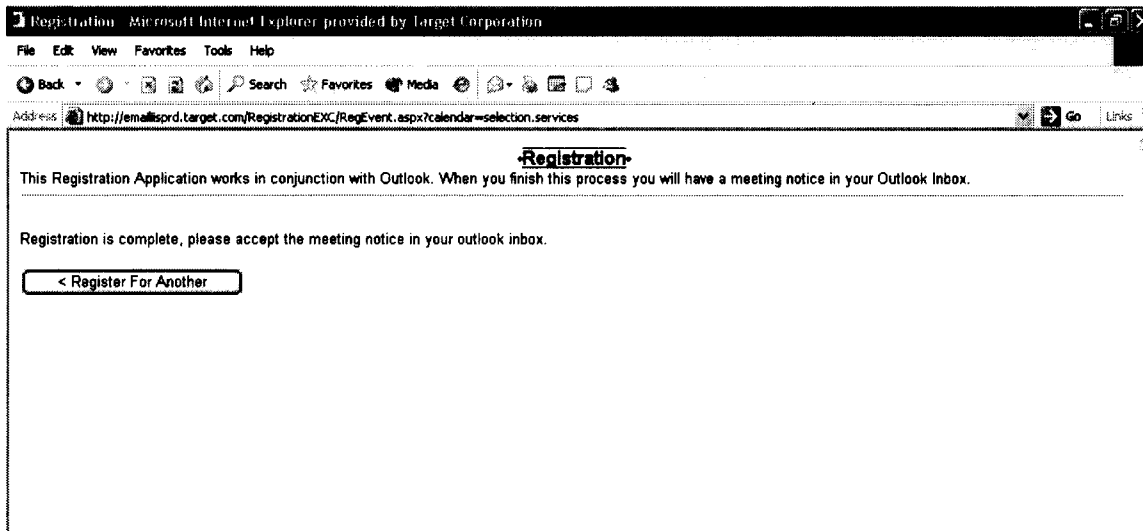


Please store the link above to schedule interviews for candidates and team members undergoing the short PE process.

To request a written PE, e-mail Selection Services. You must submit the request after the interview and testing is completed by the candidate. Please allow 48 business hours for the PE to be returned.



Once you click on “Register,” you will receive the following notice confirming that an invitation was sent to your Outlook inbox.



Once you receive the invitation, edit your response prior to sending by clicking on “Accept.”